




High Brightness Type $\phi 5.0$ Circular Type LED Lamps (Wide Focus Type $2\theta 1/2:40^\circ$)

SLA-560 Series

Shape	Emitting Surface Dimension (mm)	Blue			Green			Red	
		InGaN on Sic						GaP	GaAlAs on GaAs
		468nm		523nm	518nm		563nm	660nm(single)	
Circular Type	$\phi 5.0$								
		SLA560BBT	SLA560BCT	SLA560BDT	SLA560EBT	SLA560ECT	SLA560EDT	SLA-560MT	SLA-560LT

Note) "*" will be taken out for emitting color B/E series.

Absolute Maximum Ratings (Ta=25°C)

Part No.	Emitting color	Power dissipation Pd (mW)	Forward current IF (mA)	Peak forward current I _{FP} (mA)	Reverse voltage VR (V)	Operating temperature T _{opr} (°C)	Storage temperature T _{stg} (°C)
SLA560BBT	Blue	120	30	100 *1	5	-20 to +80	-30 to +100
SLA560BCT							
SLA560BDT							
SLA560EBT	Green	75	25	60 *2	4	-25 to +85	
SLA560ECT							
SLA560EDT							
SLA-560MT	Red	100	50	75 *2	4	-25 to +85	
SLA-560LT							

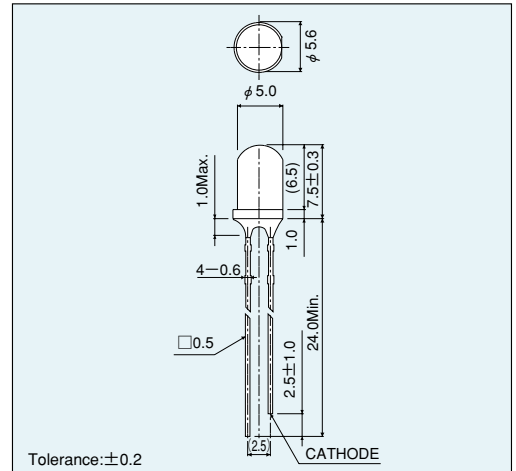
*1: I_{FP} measured under duty $\leq 1/10$, 1kHz

*2: I_{FP} measured under duty $\leq 1/5$, pulse width ≤ 1 ms.

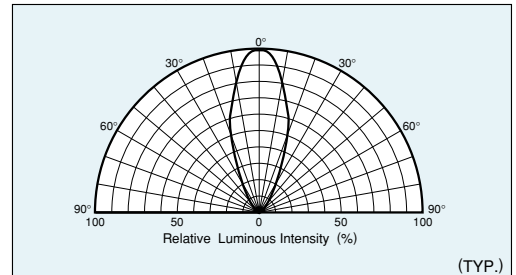
Electrical Optical Characteristics (Ta=25°C)

Part No.	Resin Color	Forward voltage VF		Reverse current IR		Light wavelength			Brightness Iv		
		Typ. (V)	IF (mA)	Max. (μ A)	VR (V)	Peak λ_p (nm)	Half-wave $\Delta\lambda$ (nm)	IF (mA)	Min. (mcd)	Typ. (mcd)	IF (mA)
SLA560BBT	Transparent Clear	3.5	20	100	5	468	26	20	90	220	20
SLA560BCT						610	2000				
SLA560BDT						610	2000				
SLA560EBT		3.8	20	100	5	523	36	300	680		
SLA560ECT						610	2000				
SLA560EDT						2000	5000				
SLA-560MT	2.3	10	4	563	40	42	100				
SLA-560LT	1.75	100	4	660	25						

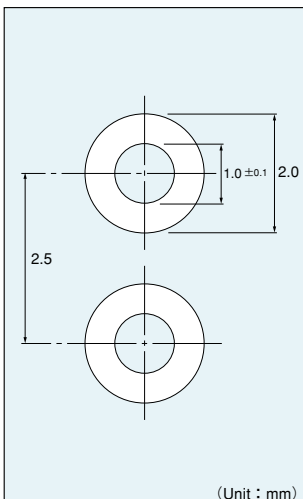
External Dimensions (Unit : mm)



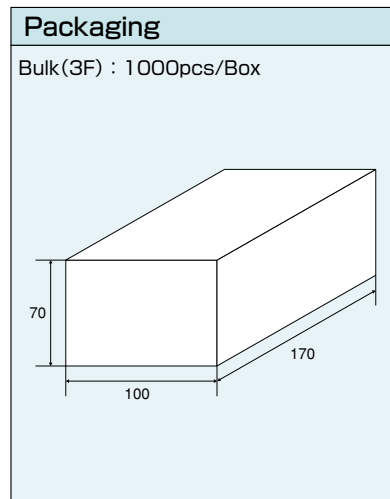
Directivity



Recommended Pad Layout

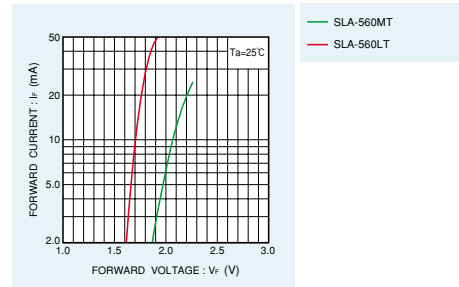
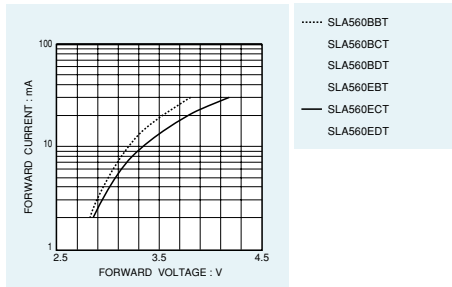


Packaging Specifications (Unit : mm)

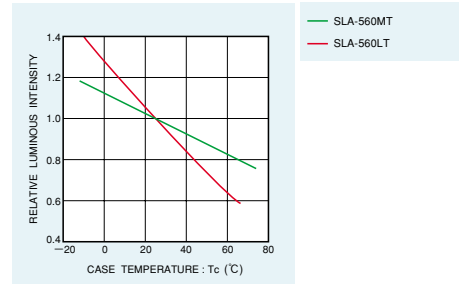
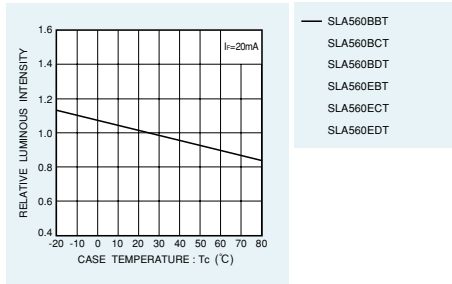


Electrical Characteristic Curves

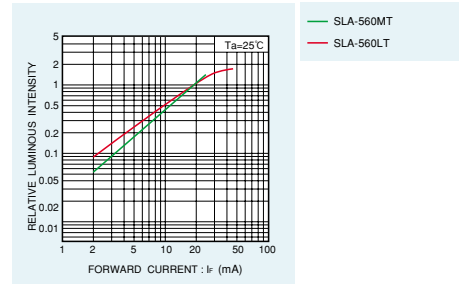
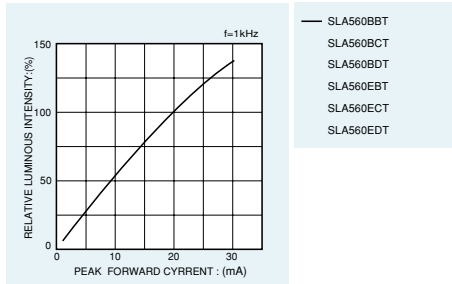
Forward Current - Forward Voltage



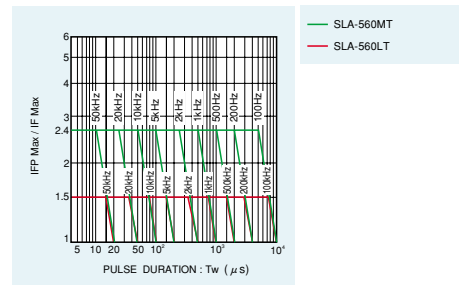
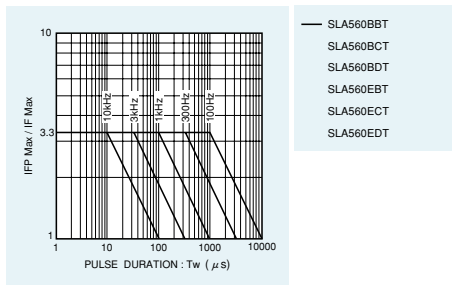
Relative Luminous Intensity - Case Temperature



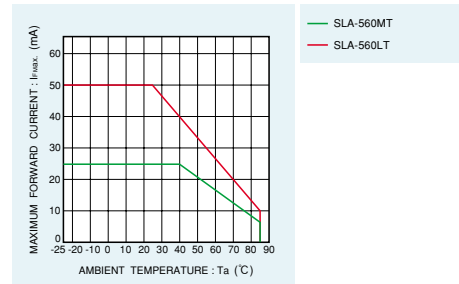
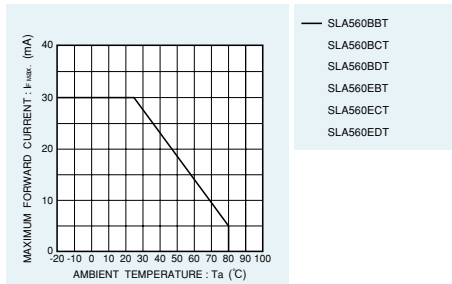
Relative Luminous Intensity - Forward Current



Ratio of Maximum Tolerable Peak Current - Pulse Duration



Derating



Notes

- No technical content pages of this document may be reproduced in any form or transmitted by any means without prior permission of ROHM CO.,LTD.
- The contents described herein are subject to change without notice. The specifications for the product described in this document are for reference only. Upon actual use, therefore, please request that specifications to be separately delivered.
- Application circuit diagrams and circuit constants contained herein are shown as examples of standard use and operation. Please pay careful attention to the peripheral conditions when designing circuits and deciding upon circuit constants in the set.
- Any data, including, but not limited to application circuit diagrams information, described herein are intended only as illustrations of such devices and not as the specifications for such devices. ROHM CO.,LTD. disclaims any warranty that any use of such devices shall be free from infringement of any third party's intellectual property rights or other proprietary rights, and further, assumes no liability of whatsoever nature in the event of any such infringement, or arising from or connected with or related to the use of such devices.
- Upon the sale of any such devices, other than for buyer's right to use such devices itself, resell or otherwise dispose of the same, no express or implied right or license to practice or commercially exploit any intellectual property rights or other proprietary rights owned or controlled by
- ROHM CO., LTD. is granted to any such buyer.
- Products listed in this document are no antiradiation design.

The products listed in this document are designed to be used with ordinary electronic equipment or devices (such as audio visual equipment, office-automation equipment, communications devices, electrical appliances and electronic toys).

Should you intend to use these products with equipment or devices which require an extremely high level of reliability and the malfunction of which would directly endanger human life (such as medical instruments, transportation equipment, aerospace machinery, nuclear-reactor controllers, fuel controllers and other safety devices), please be sure to consult with our sales representative in advance.

About Export Control Order in Japan

Products described herein are the objects of controlled goods in Annex 1 (Item 16) of Export Trade Control Order in Japan.

In case of export from Japan, please confirm if it applies to "objective" criteria or an "informed" (by MITI clause) on the basis of "catch all controls for Non-Proliferation of Weapons of Mass Destruction.